



COUNTY

**Allegany, MD**

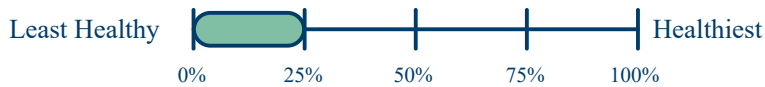
2023 ▼

Rank **#21** of 24 ranked counties in Maryland

## Health Outcomes

Health Outcomes tell us how long people live on average within a community, and how much physical and mental health people experience in a community while they are alive.


Allegany (AL) is ranked among the least healthy counties in Maryland (Lowest 0%-25%).

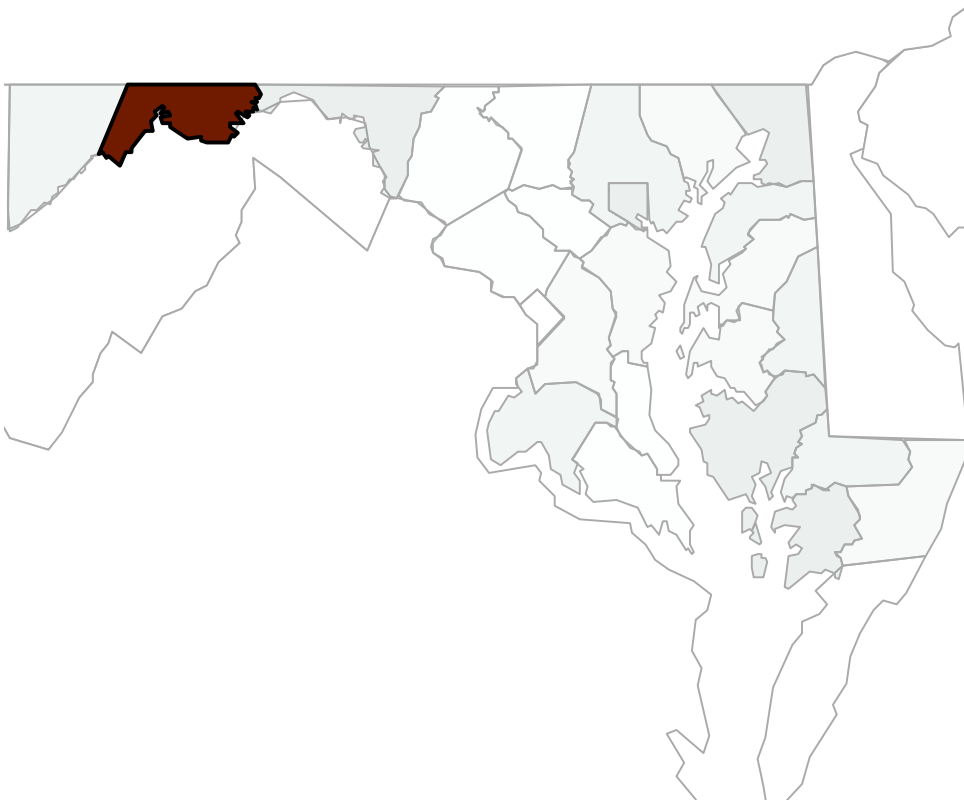


## Health Factors

Many things influence how well and how long we live. Health Factors represent those things we can improve to live longer and healthier lives. They are indicators of the future health of our communities.

Allegany (AL) is ranked among the least healthy counties in Maryland (Lowest 0%-25%).





## County Demographics








The health of a place results from past and present policies and practices. The land known as Allegany County, along with the entirety of the U.S., has been home for many thousands of years to hundreds of Indigenous nations. Native Land Digital "strives to create and foster conversations about the history of colonialism, Indigenous ways of knowing, and settler-Indigenous relations."






Allegany County, Maryland is Metropolitan (intersecting an urban core area of 50,000 or more population). In Allegany County, 27.3% of the population lives in a low population density area (500 or fewer people per square mile and less than 2,500 people).

[Show More](#)

## County Snapshot

Show areas to explore     Show areas of strength     Trends Available

Health Outcomes					
Length of Life		Allegany County	Maryland	United States	—
Premature Death		9,500	7,500	7,300	
Quality of Life		Allegany County	Maryland	United States	—
Poor or Fair Health		15%	11%	12%	
Poor Physical Health Days		3.3	2.5	3.0	
Poor Mental Health Days		4.9	4.1	4.4	
Low Birthweight		9%	9%	8%	
Additional Health Outcomes (not included in overall ranking)					+
Health Factors					
Health Behaviors		Allegany County	Maryland	United States	—
Adult Smoking		19%	11%	16%	
Adult Obesity		36%	31%	32%	
Food Environment Index		6.7	8.7	7.0	
Physical Inactivity		25%	21%	22%	
Access to Exercise Opportunities		69%	92%	84%	
Excessive Drinking		16%	15%	19%	
Alcohol-Impaired Driving Deaths		48%	28%	27%	
Sexually Transmitted Infections		332.3	535.9	481.3	
Teen Births		23	15	19	
Additional Health Behaviors (not included in overall ranking)					+
Clinical Care		Allegany County	Maryland	United States	—
Uninsured		5%	7%	10%	
Primary Care Physicians		1,950:1	1,130:1	1,310:1	
Dentists		1,350:1	1,260:1	1,380:1	
Mental Health Providers		270:1	310:1	340:1	
Preventable Hospital Stays		2,731	2,653	2,809	

Mammography Screening		41%	37%	37%	
Flu Vaccinations		50%	55%	51%	
Additional Clinical Care (not included in overall ranking)					+
Social & Economic Factors		Allegany County	Maryland	United States	—
High School Completion		90%	91%	89%	
Some College		54%	71%	67%	
Unemployment		6.4%	5.8%	5.4%	
Children in Poverty		22%	14%	17%	
Income Inequality		4.6	4.5	4.9	
Children in Single-Parent Households		26%	26%	25%	
Social Associations		17.3	8.9	9.1	
Injury Deaths		114	88	76	
Additional Social & Economic Factors (not included in overall ranking)					+
Physical Environment		Allegany County	Maryland	United States	—
Air Pollution - Particulate Matter		7.2	7.4	7.4	
Drinking Water Violations		Yes			
Severe Housing Problems		13%	16%	17%	
Driving Alone to Work		82%	70%	73%	
Long Commute - Driving Alone		23%	50%	37%	
Additional Physical Environment (not included in overall ranking)					+

*Note: Blank values reflect unreliable or missing data.*