



Robert Stephens, MS, Health Officer  
1025 Memorial Drive  
Oakland, Maryland 21550

# Garrett County Health Department

## ADOLESCENT WORKGROUP MEETING

December 6, 2018



**Public Health**

Prevent. Promote. Protect.

301-334-7700 or 301-895-3111

FAX 301-334-7701

Equal Opportunity Employer

**THOSE PRESENT:** Dr. Robert Phares, Laura Schroyer, Rebecca Aiken, Phil Lauver, Dr. Karl Schwalm, Shelley Argabrite, John Corbin, Jessica Savage, Rick DeWitt, Dr. Jenny Corder, Beth Brenneman

### OLD BUSINESS

The group Adolescent Well Care is a public group on mygarrettcountry. The minutes are uploaded to the site; discussions can and are on the site; and in time, data will be entered and tracked on the site.

At the last meeting the partners/stakeholders were identified as: Clinical Providers, Adolescents, Parents, Board of Education, the home schooled and their parents, Faith-based Community, School groups like SADD, Local Management Board, WIC, School Therapists and Counselors.

Rick DeWitt shared some data with the group at last month's meeting and stated that DSS will supply ongoing data to continue to monitor trends. Jessica Savage, LCSW-C attended today's meeting and gave information on Children Found to be in Need of Assistance, Ages 12-21 for January 1, 2017 to October 31, 2019. (see attachment) 16 of the 22 children entered foster care due to parents' drug abuse. **Jessica will familiarize herself with mygarrettcountry and Jenny will assist her if needed.**

When a child enters foster care they receive a well check by a physician, but possibly not their PCP. If the intake is not done by their own primary physician, it is required for that child to have a check-up by their own physician within 60 days. A physical is required yearly.

### NEW BUSINESS

Dr. Corder distributed graphs and information of Population and Sexually Transmitted Infections Distribution for Garrett County and Maryland that were done by an epidemiologist for the State. The information is for awareness.

Dr. Lauver and Rebecca Aiken from the Board of Education attended the meeting. The school's protocol when a student tests positive for an STI is; the student is required to tell their parent/s if they are part of their life, to the point that the phone is dialed and handed to the student. If the student declines, they are required to talk to the Health Department. The school tries to foster the relationship between the student and the parents. It all depends on the situation.

Prevention and education presented to the 9<sup>th</sup> grade health class consists of prevention, including condom use, abstinence, etc. The same approved curriculum from COMAR is presented in both Northern and Southern High School. There are usually speakers from the Health Department, the school nurse, and sometimes a community physician. The health teachers are presenting information that students can take into adulthood and use throughout life. Parents have the ability to opt out of the presentation of sexually transmitted diseases.

**The Board of Education will supply a copy of the health curriculum for elementary, middle, and high school for review by the committee.** The curriculum is evaluated as the State requires. If there are changes to the curriculum, local input is solicited where the materials are reviewed and recommendations are made to the Board of Education. When approved, the schools will have workshops to review the additions and changes. The School Health Committee oversees the curriculum. They meet twice a year in conjunction with Health Planning Council meetings and then break off into their own meeting following HPC. Their next meeting is January 24, 2019 at 8:00 a.m. and Dr. Corder and Dr.

*Garrett County, a healthier place to live, work, and play!*

**garretthealth.org**

Toll Free Maryland Department of Health 1-877-463-3464  
TDD for Disabled Maryland Relay Service 1-800-735-2258

Schwalm will be in attendance. They will report the progress of the Adolescent Workgroup and make the School Health Committee aware of the topics being addressed by this workgroup.

The question arose if insurances cover well checks. **Mountain Laurel will check into this.**

The results from provider survey were distributed. There were 22 responses. Please see attached for the compilation.

Shelley was made aware of a movie "Angst" that deals with depression and mental health. **Shelley will forward information to Fred.**

At some point, it may be beneficial to form a school sub-committee to look at the curriculum and whether there a better way to standardize and present information to the board. The school is a key member in this initiative.

#### **ACTION ITEMS**

An MOU between Garrett County Schools and Garrett County Health Department – define what data points to use. Incorporate data from DSS.

Explore community school based health.

Ask nurses to take the provider survey.

Explore school-based clinics for well visits, partner with HD. Grants may be out there to help with this. Look at the possibility of online permission/signature.

The next meeting is scheduled for January 3, 2019 at 12:00 p.m.

Respectfully Submitted,

Beth A. Brenneman

*Garrett County, a healthier place to live, work, and play!*

**garretthealth.org**

Toll Free Maryland Department of Health 1-877-463-3464  
TDD for Disabled Maryland Relay Service 1-800-735-2258

CHILDREN FOUND TO BE IN NEED OF ASSISTANCE

AGES 12-21

January 1, 2017 to October 31, 2018

Ages 12-14

Total=22 kids in care between the ages of 12-14

12 females- 8 of those females entered care as a direct result of their parent(s) substance abuse issues

10 males -8 of those males entered care as a direct result of their parent(s) substance abuse issues

2 of 22 kids have struggled at one point while in care with their own substance abuse issues

Ages 15-17

Total=14 kids in care between the ages of 15-17

10 females- 5 of those females entered care as a direct result of their parent(s) substance abuse issues

4 males-2 of those males entered care as a direct result of their parent(s) substance abuse issues

8 of 14 kids have struggled at one point while in care with their own substance abuse issues

Ages 18-21

Total=5 kids in care between the ages of 18-21

1 female-she entered care as a direct result of her parent(s) substance abuse issue

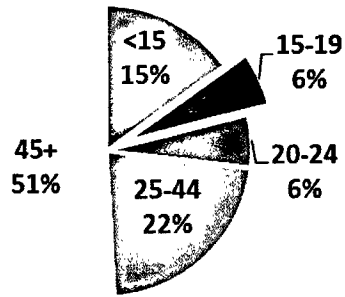
4 males-1 male entered care as a direct result of his parent(s) substance abuse issue

5 of 5 kids have struggled at one point while in care with their substance abuse issues

\*These numbers reflect kids that were in care during the time period above. Therefore, if kids entered care in 2016, but were still in care at some point during time period above, they are included in this data.


## Population and Sexually Transmitted Infections Distribution, Garrett County 2017

**Population Distribution by Age-Group  
Garrett County 2017**



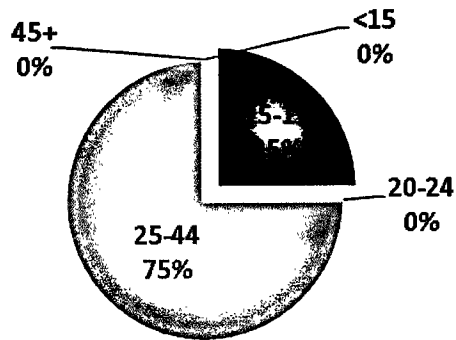
The 15-24 Age-group represented only 12% of the 2017 Garrett County population

**Chlamydia Distribution by Age-Group  
Garrett County 2017**



More than 3/4 (49) of the 58 chlamydia cases reported in Garrett County during 2017 were from the 15-24 Age-group

**Gonorrhea Distribution by Age-Group  
Garrett County 2017**

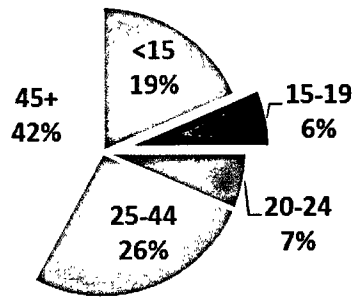


One of the four gonorrhea cases reported in Garrett County during 2017 was from the 15-19 Age-group

No primary and secondary syphilis cases were reported in Garrett County during 2017


## Population and Sexually Transmitted Infections Distribution, Maryland 2017

**Population Distribution by Age-Group  
Maryland State 2017**




The 15-24 Age-group represented only 13% of the 2017 Maryland population

**Chlamydia Distribution by Age-Group  
Maryland State 2017**



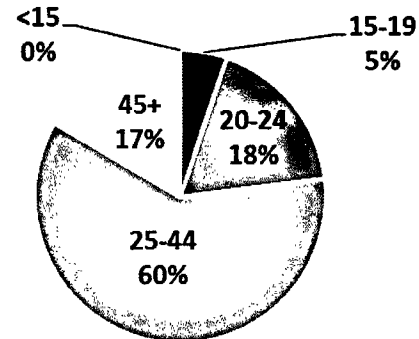
About two thirds (21,610) of the 33,416 chlamydia cases reported in Maryland during 2017 were from the 15-24 Age-group

**Gonorrhea Distribution by Age-Group  
Maryland State 2017**



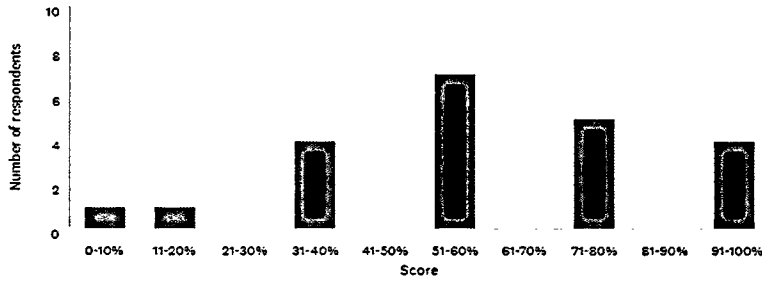
Close to 1/2 (5,246) of the 10,978 gonorrhea cases reported in Maryland during 2017 were from the 15-24 Age-group

**P&S Syphilis Distribution by Age-Group  
Maryland State 2017**



Close to 1/4 (132) of the 573 primary and secondary syphilis cases reported in Maryland during 2017 were from the 15-24 Age-group

AVERAGE SCORE  
64% • 3.2/5 PTS



STATISTICS

Lowest Score: 0%      Median: 60%      Highest Score: 100%

Mean: 64%

Standard Deviation: 27%

Question Ranking

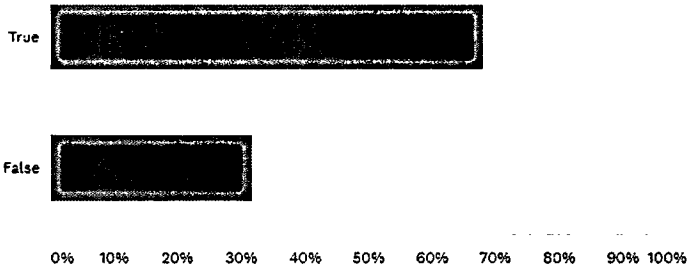
QUESTIONS (5)	DIFFICULTY	AVERAGE SCORE
Q5 What percent of Garrett County High School students have seriously considered suicide? (YRBS 2016)	1	50%
Q3 What percent of Garrett County 9th to 12th graders have ever engaged in sex?	2	55%
Q4 What is the Garrett County ranking for teen pregnancy rate out of 24 Maryland counties? [SHIP 2016, Vital Statistics (Source)]	3	59%
Q1 Garrett County ranks last in the state for teen well checks. [SHIP 2016, Maryland Medicaid Service Utilization]	4	68%
Q2 Garrett County ranks first or second (that is, "poorly") in terms of teens ever drinking alcohol, binge drinking, cigarette smoking and smokeless tobacco use. (YRBS 2016)	5	90%

Q1



Garrett County ranks last in the state for teen well checks. [SHIP 2016, Maryland Medicaid Service Utilization]

Answered: 22    Skipped: 0



QUIZ STATISTICS

Percent Correct: 68%      Average Score: 0.7/1.0 (68%)      Standard Deviation: 0.48      Difficulty: 4/5

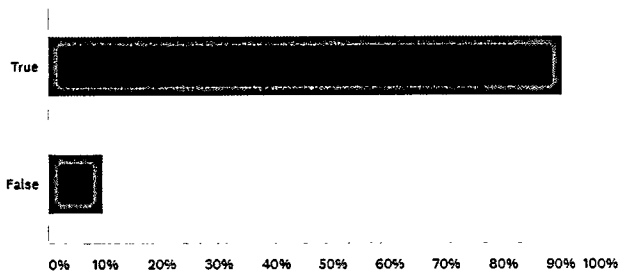
ANSWER CHOICES	SCORE	RESPONSES	TOTAL
✓ True	1/1	68.18%	15
False	0/1	31.82%	7
<b>TOTAL</b>			<b>22</b>

Q2



Garrett County ranks first or second (that is, "poorly") in terms of teens ever drinking alcohol, binge drinking, cigarette smoking and smokeless tobacco use. (YRBS 2016)

Answered: 21 Skipped: 1



QUIZ STATISTICS

Percent Correct	Average Score	Standard Deviation	Difficulty
86%	0.9/1.0 (90%)	0.30	5/5

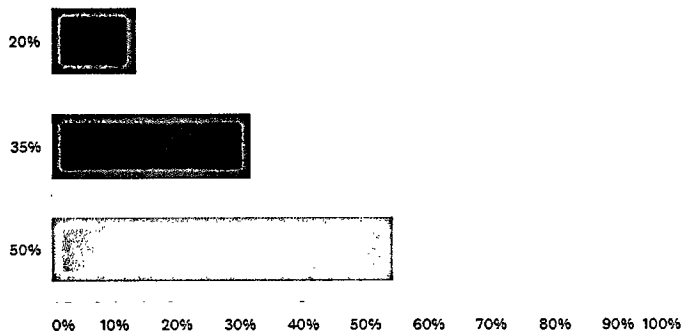
ANSWER CHOICES	SCORE	RESPONSES	
✓ True	1/1	90.48%	19
False	0/1	9.52%	2
<b>TOTAL</b>			<b>21</b>

Q3



What percent of Garrett County 9th to 12th graders have ever engaged in sex?

Answered: 22 Skipped: 0



QUIZ STATISTICS

Percent Correct	Average Score	Standard Deviation	Difficulty
55%	0.5/1.0 (55%)	0.51	2/5

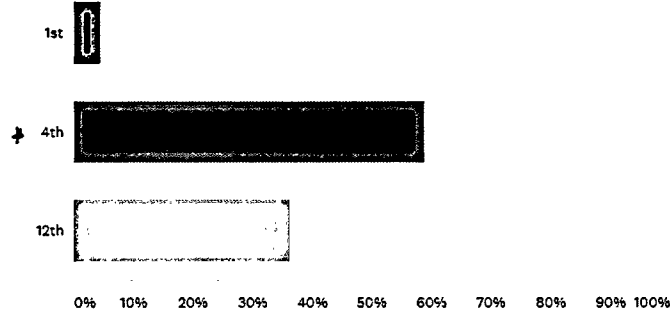
ANSWER CHOICES	SCORE	RESPONSES	
20%	0/1	13.64%	3
35%	0/1	31.82%	7
✓ 50%	1/1	54.55%	12
<b>TOTAL</b>			<b>22</b>

Q4



What is the Garrett County ranking for teen pregnancy rate out of 24 Maryland counties? [SHIP 2016, Vital Statistics (Source)]

Answered: 22 Skipped: 0



QUIZ STATISTICS

Percent Correct	Average Score	Standard Deviation	Difficulty
59%	0.6/1.0 (59%)	0.50	3/5

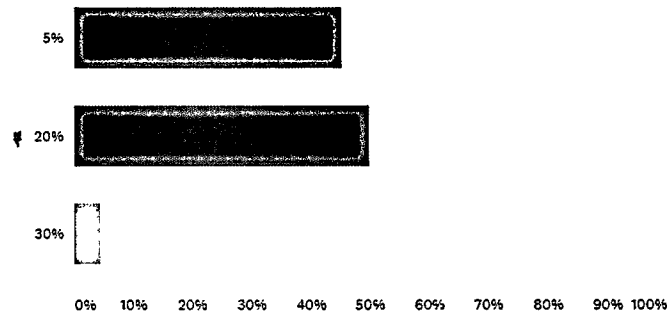
ANSWER CHOICES	SCORE	RESPONSES	
1st	0/1	4.55%	1
✓ 4th	1/1	59.09%	13
12th	0/1	36.36%	8
<b>TOTAL</b>			<b>22</b>

Q5



What percent of Garrett County High School students have seriously considered suicide? (YRBS 2016)

Answered: 22 Skipped: 0



QUIZ STATISTICS

Percent Correct	Average Score	Standard Deviation	Difficulty
50%	0.5/1.0 (50%)	0.51	1/5

ANSWER CHOICES	SCORE	RESPONSES	
5%	0/1	45.45%	10
✓ 20%	1/1	50.00%	11
30%	0/1	4.55%	1
<b>TOTAL</b>			<b>22</b>

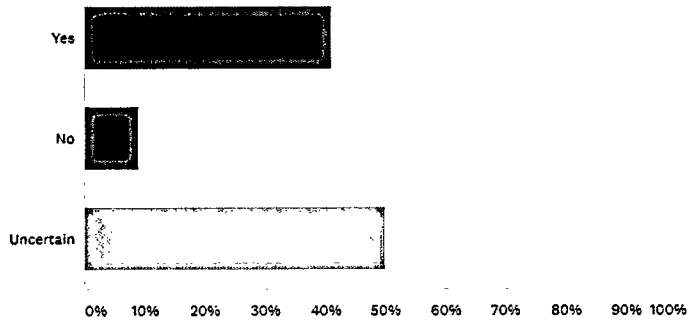


Q6



I understand the Minor Consent law in Maryland.  
(<https://www.peoples-law.org/youth-health-law>)

Answered: 22 Skipped: 0




ANSWER CHOICES	RESPONSES	
Yes	40.91%	9
No	9.09%	2
Uncertain	50.00%	11
<b>TOTAL</b>		<b>22</b>

Q7



Please choose the most accurate response to each statement.

Answered: 22 Skipped: 0



	DISAGREE	SOMEWHAT DISAGREE	NEUTRAL	SOMEWHAT AGREE	AGREE	TOTAL	WEIGHTED AVERAGE
I am comfortable in delivering full spectrum adolescent services (including sexual health needs, mental health screening, substance use screening, standard recommended vaccinations)	4.55% 1	0.00% 0	4.55% 1	50.00% 11	40.91% 9	22	4.23
My training allows me to approach adolescent health topics with ease.	4.55% 1	0.00% 0	9.09% 2	45.45% 10	40.91% 9	22	4.18
I am comfortable in delivering mental health screening for adolescents.	4.55% 1	0.00% 0	9.09% 2	54.55% 12	31.82% 7	22	4.09
I am comfortable in delivering substance use screening for adolescent patients.	4.55% 1	0.00% 0	18.18% 4	50.00% 11	27.27% 6	22	3.95
I am comfortable in delivering sexual healthcare needs for adolescents.	0.00% 0	4.55% 1	9.09% 2	40.91% 9	45.45% 10	22	4.27
I am comfortable in delivering preventative care, including all recommended adolescent vaccinations (Meningococcal, Tdap, HPV)	0.00% 0	4.55% 1	0.00% 0	18.18% 4	77.27% 17	22	4.68
I am comfortable in delivering preventative care, including some of the recommended adolescent vaccinations (Meningococcal, Tdap, HPV)	0.00% 0	4.76% 1	0.00% 0	14.29% 3	80.95% 17	21	4.71
I am comfortable managing adolescent patients who are developing obesity	0.00% 0	9.09% 2	9.09% 2	45.45% 10	36.36% 8	22	4.09
I believe the adolescents of Garrett County have unmet health needs.	0.00% 0	0.00% 0	0.00% 0	13.64% 3	86.36% 19	22	4.86
I would be willing to learn more about school-based adolescent health services.	0.00% 0	0.00% 0	4.55% 1	13.64% 3	81.82% 18	22	4.77

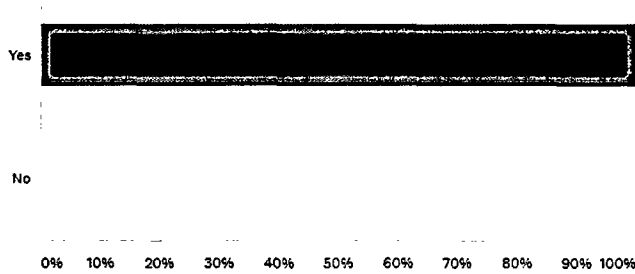
I would be willing to support school-based adolescent health services.	0.00% 0	0.00% 0	4.76% 1	14.29% 3	80.95% 17	21	4.76
I am willing to support an Adolescent Health Care initiative in Garrett County.	0.00% 0	0.00% 0	0.00% 0	13.64% 3	86.36% 19	22	4.86

Q8



Do you recommend annual wellness physicals for children between the ages of 5 and 11?

Answered: 22 Skipped: 0



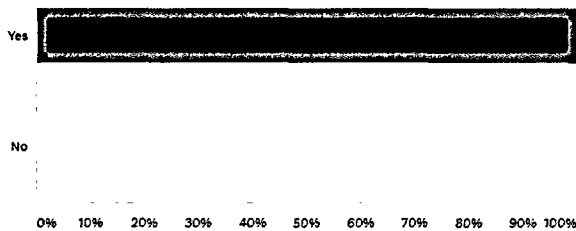
ANSWER CHOICES	RESPONSES	
Yes	100.00%	22
No	0.00%	0
<b>TOTAL</b>		<b>22</b>

Q9



Do you recommend annual wellness physicals for youth between the ages of 12 and 21?

Answered: 22 Skipped: 0



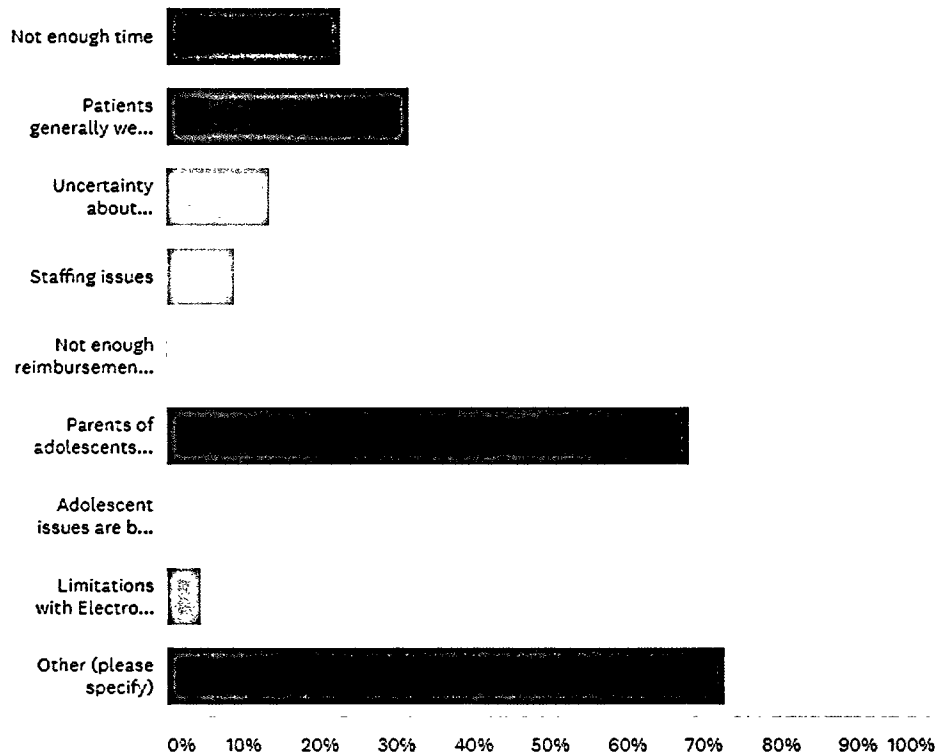
ANSWER CHOICES	RESPONSES	
Yes	100.00%	22
No	0.00%	0
<b>TOTAL</b>		<b>22</b>

Q10



What barriers exist in your practice to offering routine adolescent wellness services, if any. Choose as many as indicated.

Answered: 22 Skipped: 0



**ANSWER CHOICES**

**RESPONSES**

Not enough time	22.73%	5
Patients generally well, and not in need of routine wellness checks	31.82%	7
Uncertainty about addressing sensitive issues like sexuality, substance use, and mental illness	13.64%	3
Staffing issues	9.09%	2
Not enough reimbursement for such services	0.00%	0
Parents of adolescents unwilling to allow the adolescent to have full range of services	68.18%	15
Adolescent issues are best addressed within the home	0.00%	0
Limitations with Electronic Health Record	4.55%	1
Other (please specify)	72.73%	16

Total Respondents: 22