

A close-up photograph of a silver and black stethoscope resting on a white laptop keyboard. The stethoscope's tubing is coiled across the keyboard, with the chest piece positioned over the spacebar area. The keyboard features black keys with white lettering, including 'Caps Lock', '> <', 'Y', 'X', 'C', 'V', 'Ctrl', 'Fn', the Windows logo, and 'Alt'. The laptop's trackpad is visible on the right side. The overall composition is clean and professional, suggesting a medical or healthcare context.

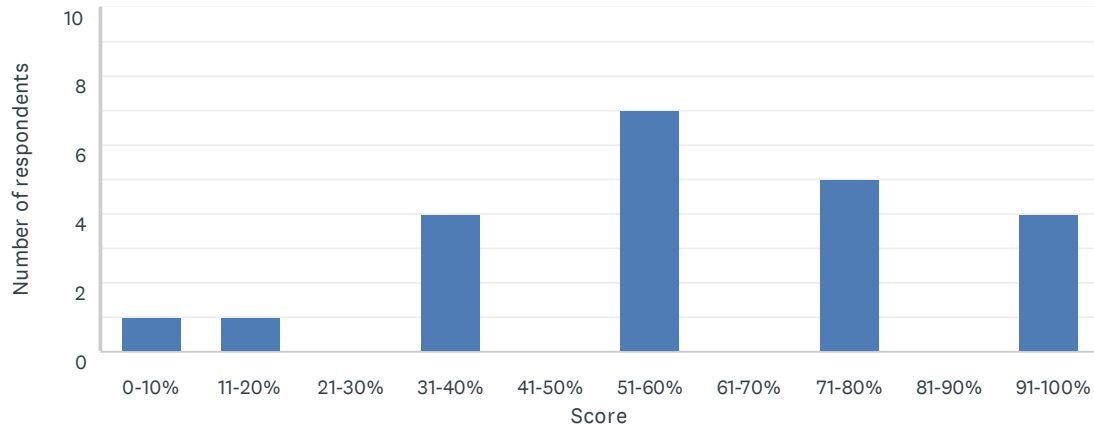
GARRETT COUNTY

Provider

HEALTH ASSESSMENT

Quiz Summary

AVERAGE SCORE
64% • 3.2/5 PTS



STATISTICS

Lowest Score
0%

Median
60%

Highest Score
100%

Mean: 64%

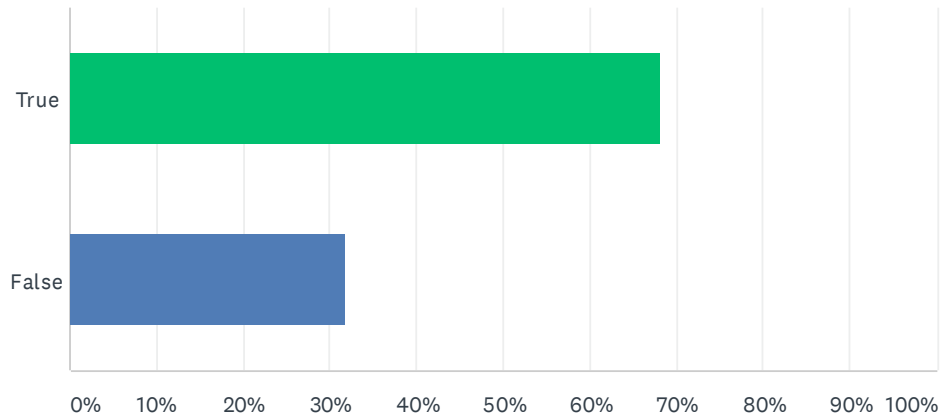
Standard Deviation: 27%

Question Ranking

QUESTIONS (5)	DIFFICULTY	AVERAGE SCORE
Q5 What percent of Garrett County High School students have seriously considered suicide? (YRBS 2016)	1	50%
Q3 What percent of Garrett County 9th to 12th graders have ever engaged in sex?	2	55%
Q4 What is the Garrett County ranking for teen pregnancy rate out of 24 Maryland counties? [SHIP 2016, Vital Statistics (Source)]	3	59%
Q1 Garrett County ranks last in the state for teen well checks. [SHIP 2016, Maryland Medicaid Service Utilization]	4	68%
Q2 Garrett County ranks first or second (that is, "poorly") in terms of teens ever drinking alcohol, binge drinking, cigarette smoking and smokeless tobacco use. (YRBS 2016)	5	90%

Q1 Garrett County ranks last in the state for teen well checks. [SHIP 2016, Maryland Medicaid Service Utilization]

Answered: 22 Skipped: 0



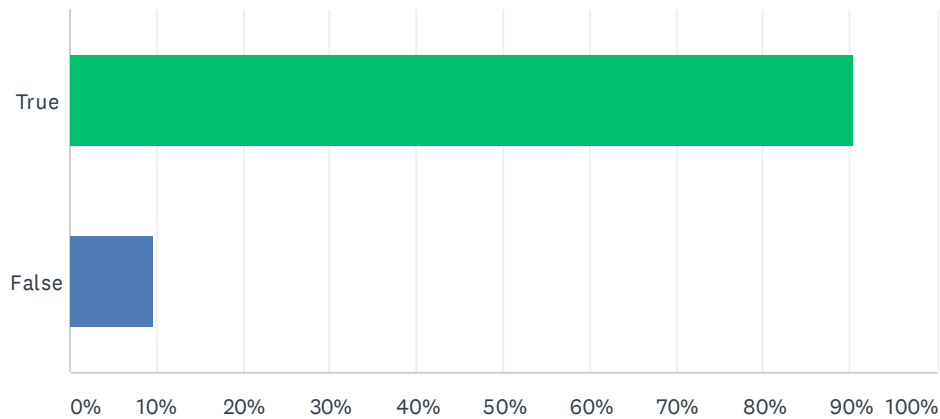
QUIZ STATISTICS

Percent Correct 68%	Average Score 0.7/1.0 (68%)	Standard Deviation 0.48	Difficulty 4/5
------------------------	--------------------------------	----------------------------	-------------------

ANSWER CHOICES	SCORE	RESPONSES	
✓ True	1/1	68.18%	15
False	0/1	31.82%	7
TOTAL			22

Q2 Garrett County ranks first or second (that is, "poorly") in terms of teens ever drinking alcohol, binge drinking, cigarette smoking and smokeless tobacco use. (YRBS 2016)

Answered: 21 Skipped: 1



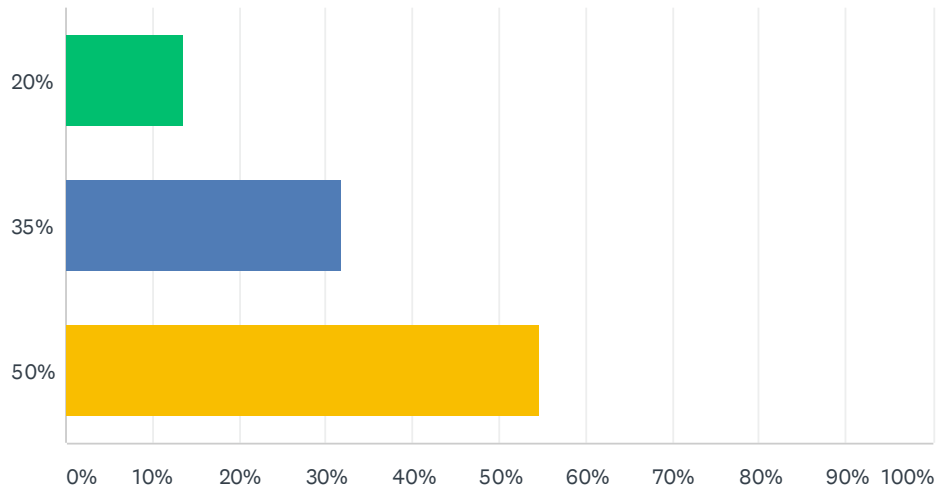
QUIZ STATISTICS

Percent Correct 86%	Average Score 0.9/1.0 (90%)	Standard Deviation 0.30	Difficulty 5/5
------------------------	--------------------------------	----------------------------	-------------------

ANSWER CHOICES	SCORE	RESPONSES	
✓ True	1/1	90.48%	19
False	0/1	9.52%	2
TOTAL			21

Q3 What percent of Garrett County 9th to 12th graders have ever engaged in sex?

Answered: 22 Skipped: 0



QUIZ STATISTICS

Percent Correct
55%

Average Score
0.5/1.0 (55%)

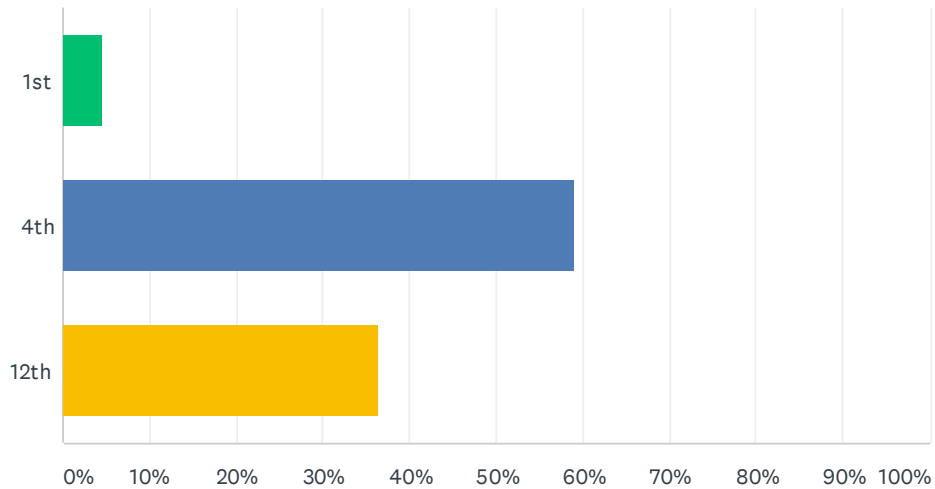
Standard Deviation
0.51

Difficulty
2/5

ANSWER CHOICES	SCORE	RESPONSES	
20%	0/1	13.64%	3
35%	0/1	31.82%	7
✓ 50%	1/1	54.55%	12
TOTAL			22

Q4 What is the Garrett County ranking for teen pregnancy rate out of 24 Maryland counties? [SHIP 2016, Vital Statistics (Source)]

Answered: 22 Skipped: 0



QUIZ STATISTICS

Percent Correct
59%

Average Score
0.6/1.0 (59%)

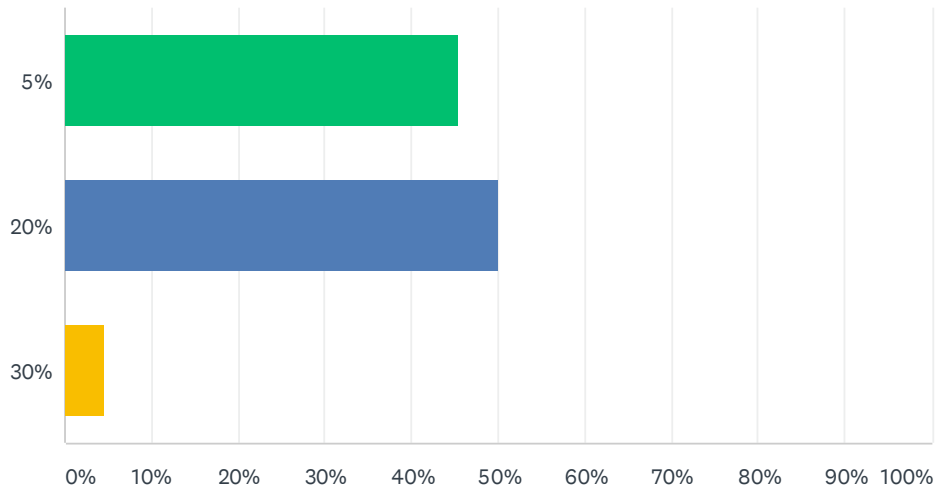
Standard Deviation
0.50

Difficulty
3/5

ANSWER CHOICES	SCORE	RESPONSES	
1st	0/1	4.55%	1
✓ 4th	1/1	59.09%	13
12th	0/1	36.36%	8
TOTAL			22

Q5 What percent of Garrett County High School students have seriously considered suicide? (YRBS 2016)

Answered: 22 Skipped: 0



QUIZ STATISTICS

Percent Correct
50%

Average Score
0.5/1.0 (50%)

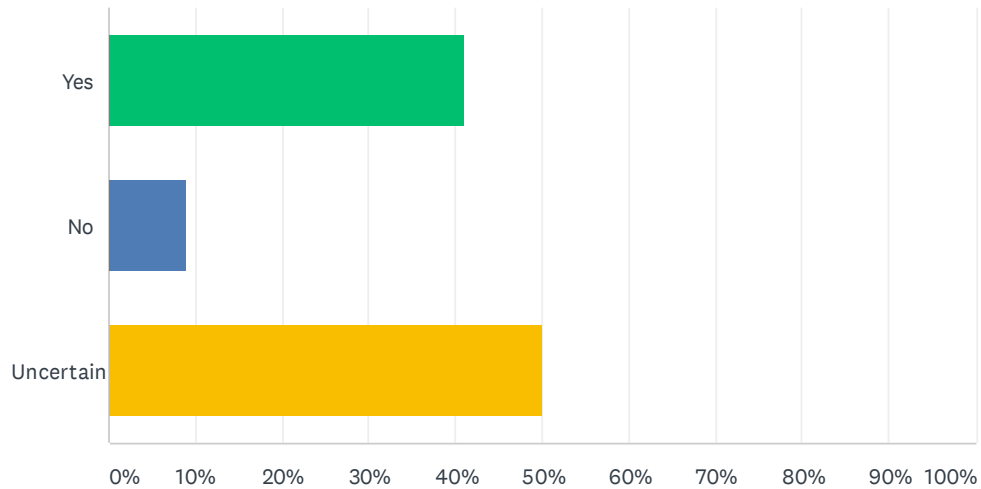
Standard Deviation
0.51

Difficulty
1/5

ANSWER CHOICES	SCORE	RESPONSES	
5%	0/1	45.45%	10
✓ 20%	1/1	50.00%	11
30%	0/1	4.55%	1
TOTAL			22

Q6 I understand the Minor Consent law in Maryland. (<https://www.peoples-law.org/youth-health-law>)

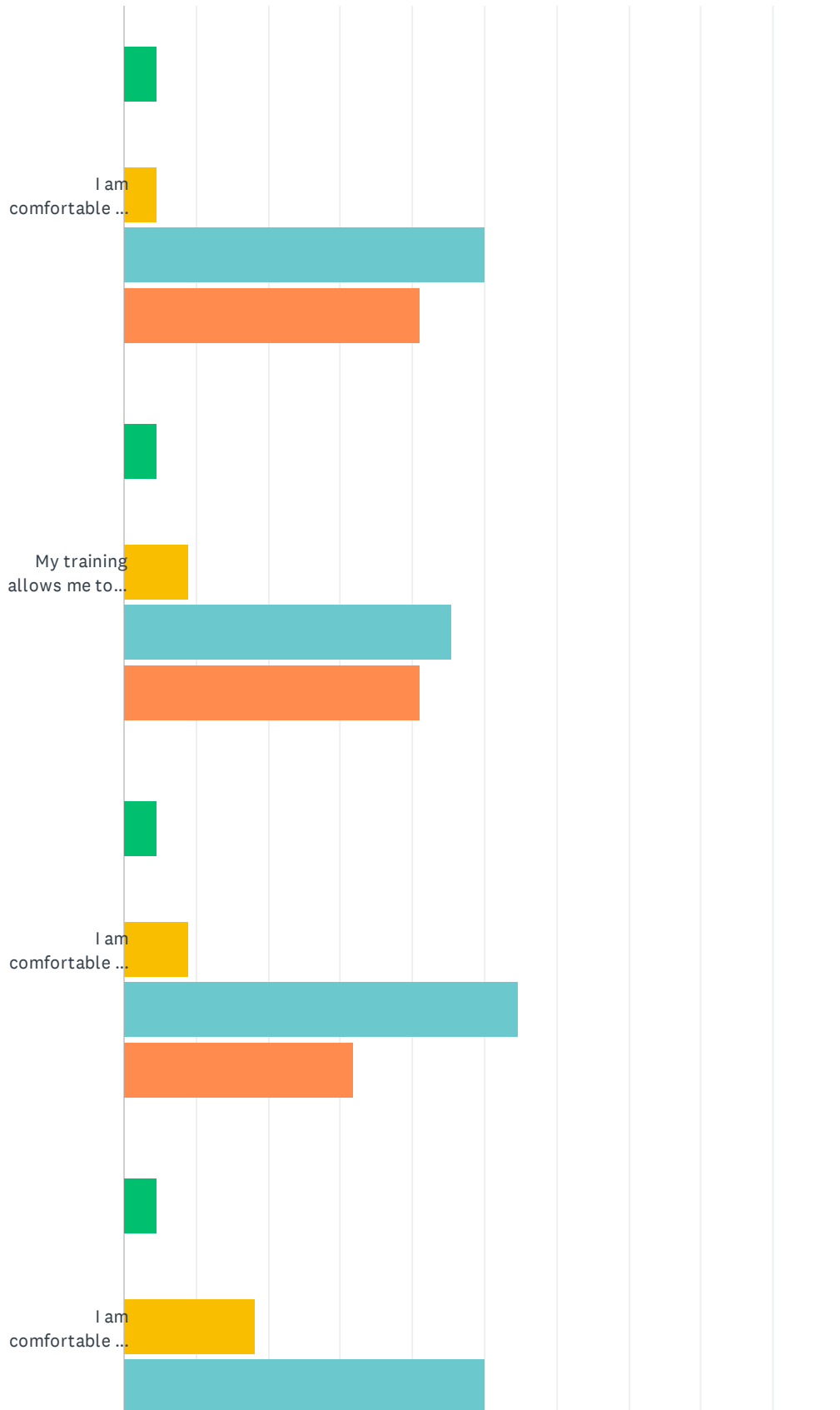
Answered: 22 Skipped: 0



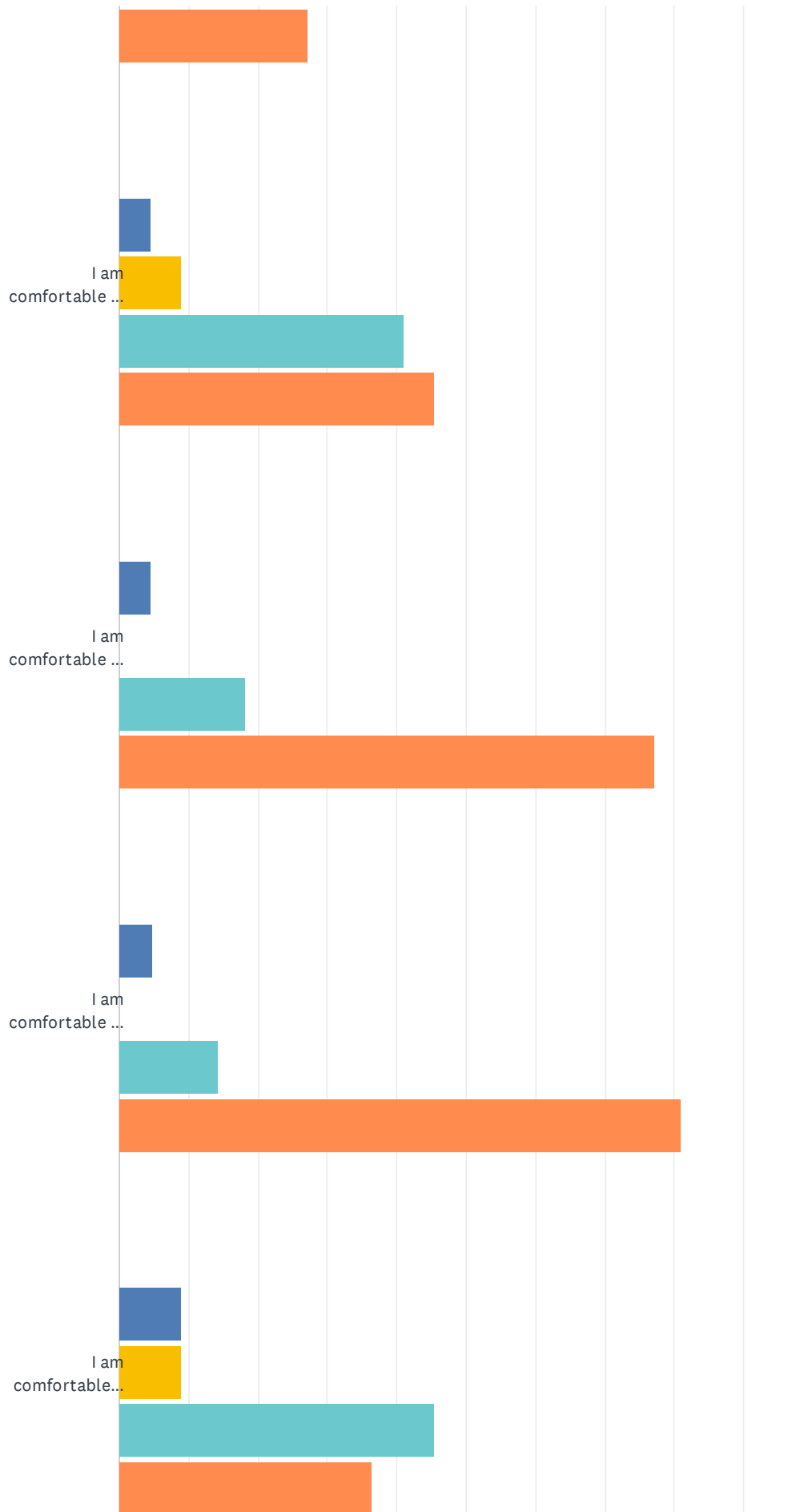
ANSWER CHOICES	RESPONSES	
Yes	40.91%	9
No	9.09%	2
Uncertain	50.00%	11
TOTAL		22

Q7 Please choose the most accurate response to each statement.

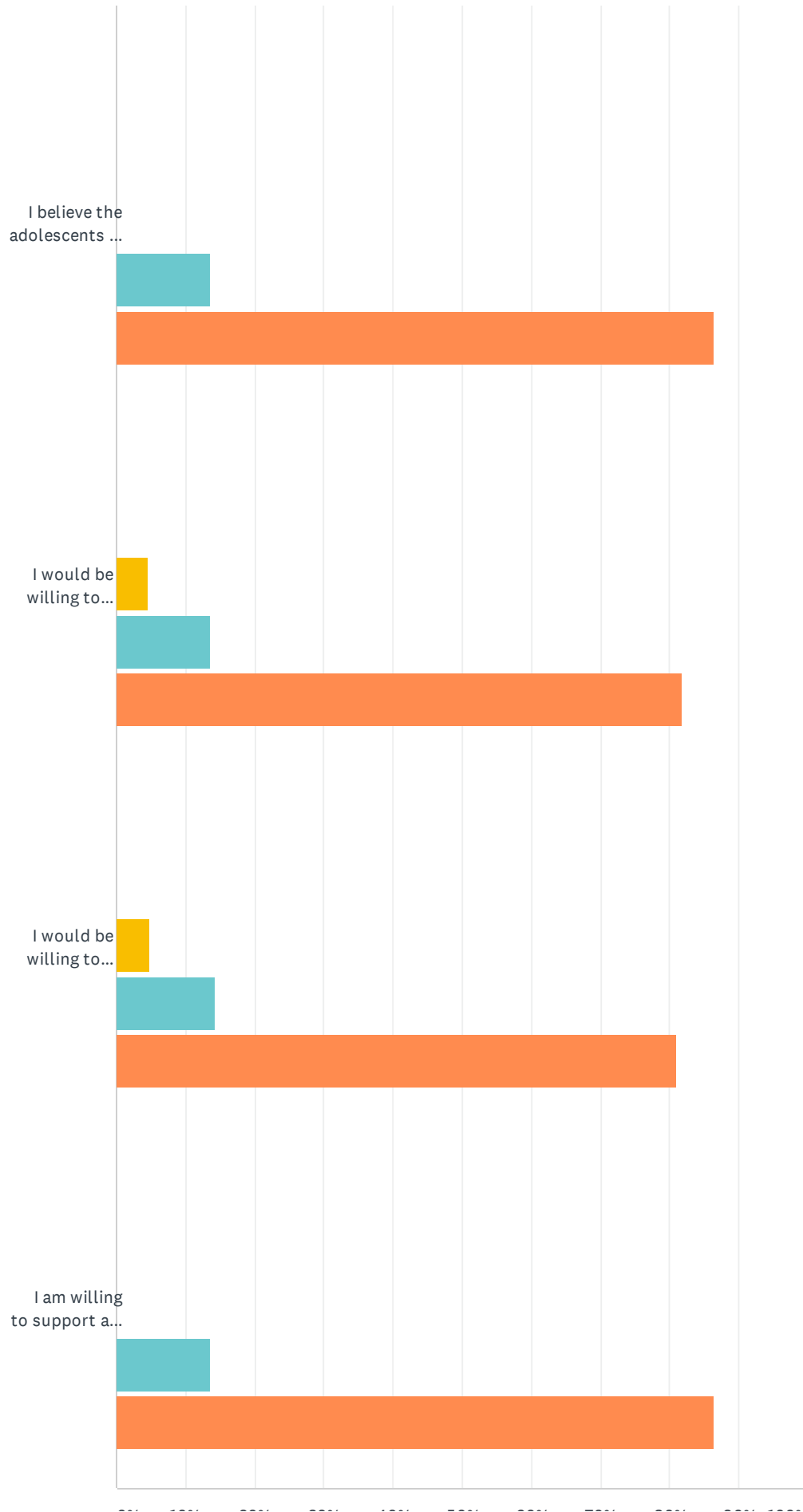
Answered: 22 Skipped: 0



Adolescent Healthcare Survey - Garrett County



Adolescent Healthcare Survey - Garrett County



Adolescent Healthcare Survey - Garrett County

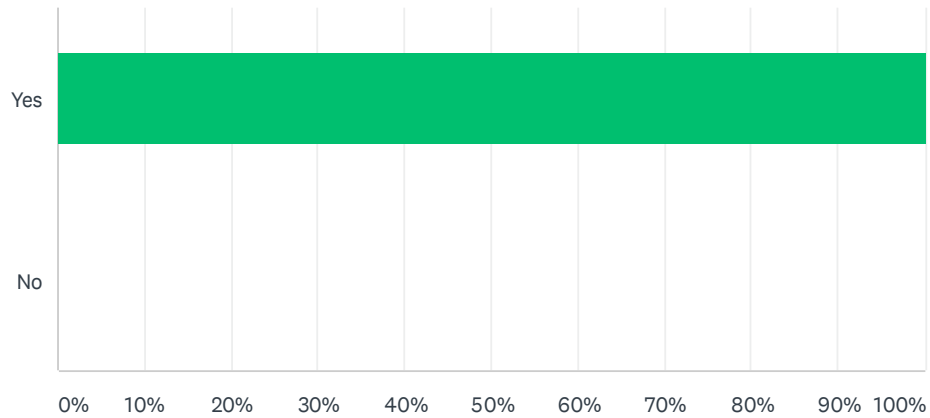
0% 10% 20% 30% 40% 50% 60% 70% 80% 90% 100%

■ Disagree
 ■ Somewhat Disagree
 ■ Neutral
 ■ Somewhat Agree
 ■ Agree

	DISAGREE	SOMEWHAT DISAGREE	NEUTRAL	SOMEWHAT AGREE	AGREE	TOTAL	WEIGHTED AVERAGE
I am comfortable in delivering full spectrum adolescent services (including sexual health needs, mental health screening, substance use screening, standard recommended vaccinations)	4.55% 1	0.00% 0	4.55% 1	50.00% 11	40.91% 9	22	4.23
My training allows me to approach adolescent health topics with ease.	4.55% 1	0.00% 0	9.09% 2	45.45% 10	40.91% 9	22	4.18
I am comfortable in delivering mental health screening for adolescents.	4.55% 1	0.00% 0	9.09% 2	54.55% 12	31.82% 7	22	4.09
I am comfortable in delivering substance use screening for adolescent patients.	4.55% 1	0.00% 0	18.18% 4	50.00% 11	27.27% 6	22	3.95
I am comfortable in delivering sexual healthcare needs for adolescents.	0.00% 0	4.55% 1	9.09% 2	40.91% 9	45.45% 10	22	4.27
I am comfortable in delivering preventative care, including all recommended adolescent vaccinations (Meningococcal, Tdap, HPV)	0.00% 0	4.55% 1	0.00% 0	18.18% 4	77.27% 17	22	4.68
I am comfortable in delivering preventative care, including some of the recommended adolescent vaccinations (Meningococcal, Tdap, HPV)	0.00% 0	4.76% 1	0.00% 0	14.29% 3	80.95% 17	21	4.71
I am comfortable managing adolescent patients who are developing obesity	0.00% 0	9.09% 2	9.09% 2	45.45% 10	36.36% 8	22	4.09
I believe the adolescents of Garrett County have unmet health needs.	0.00% 0	0.00% 0	0.00% 0	13.64% 3	86.36% 19	22	4.86
I would be willing to learn more about school-based adolescent health services.	0.00% 0	0.00% 0	4.55% 1	13.64% 3	81.82% 18	22	4.77
I would be willing to support school-based adolescent health services.	0.00% 0	0.00% 0	4.76% 1	14.29% 3	80.95% 17	21	4.76
I am willing to support an Adolescent Health Care Initiative in Garrett County.	0.00% 0	0.00% 0	0.00% 0	13.64% 3	86.36% 19	22	4.86

Q8 Do you recommend annual wellness physicals for children between the ages of 5 and 11?

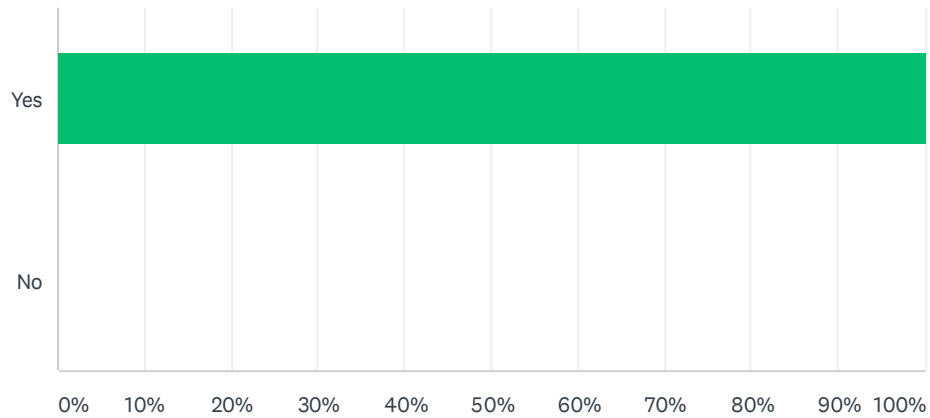
Answered: 22 Skipped: 0



ANSWER CHOICES	RESPONSES	
Yes	100.00%	22
No	0.00%	0
TOTAL		22

Q9 Do you recommend annual wellness physicals for youth between the ages of 12 and 21?

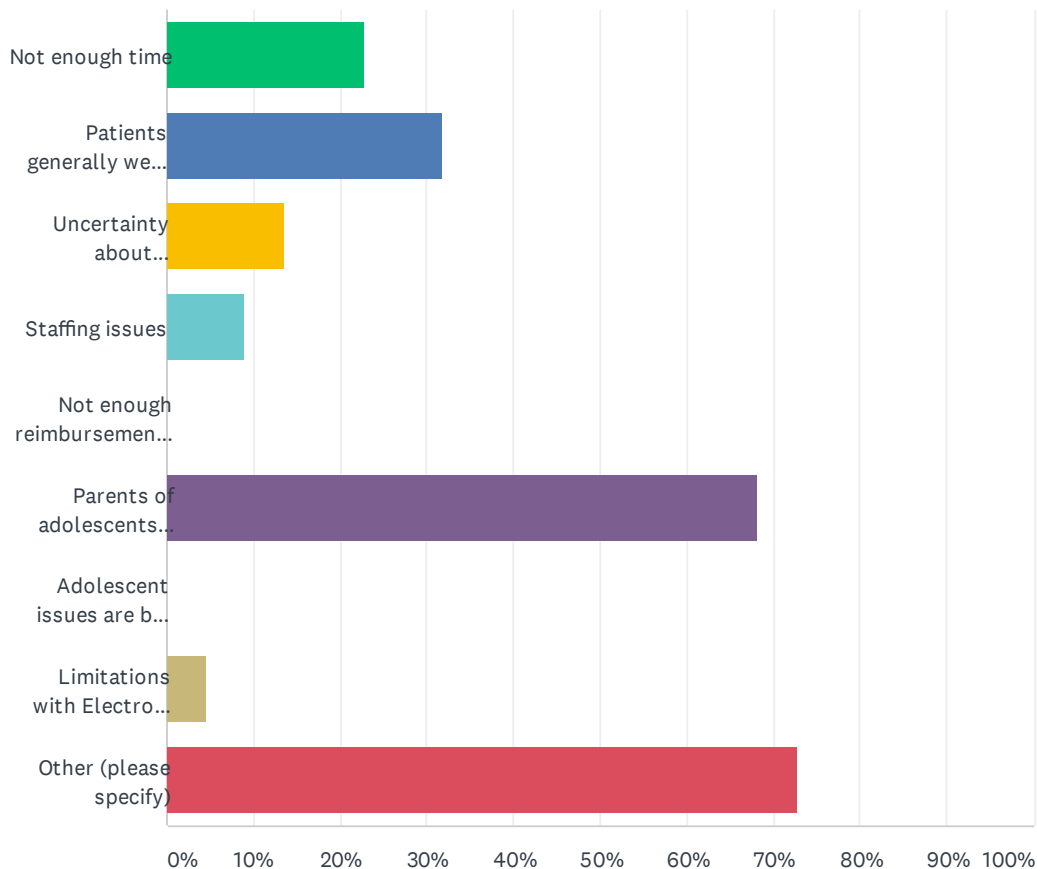
Answered: 22 Skipped: 0



ANSWER CHOICES	RESPONSES	
Yes	100.00%	22
No	0.00%	0
TOTAL		22

Q10 What barriers exist in your practice to offering routine adolescent wellness services, if any. Choose as many as indicated.

Answered: 22 Skipped: 0



ANSWER CHOICES	RESPONSES	
Not enough time	22.73%	5
Patients generally well, and not in need of routine wellness checks	31.82%	7
Uncertainty about addressing sensitive issues like sexuality, substance use, and mental illness	13.64%	3
Staffing issues	9.09%	2
Not enough reimbursement for such services	0.00%	0
Parents of adolescents unwilling to allow the adolescent to have full range of services	68.18%	15
Adolescent issues are best addressed within the home	0.00%	0
Limitations with Electronic Health Record	4.55%	1
Other (please specify)	72.73%	16
Total Respondents: 22		

Adolescent Healthcare Survey - Garrett County

#	OTHER (PLEASE SPECIFY)	DATE
1	Paper survey #15	12/6/2018 9:06 AM
2	Paper survey #14; #9 added comment "yes, but barely happens"	12/6/2018 9:04 AM
3	Paper survey #13 Parents not returning adolescent for routine well visits after the age of 11-12	12/6/2018 9:02 AM
4	Paper survey #12	12/6/2018 9:00 AM
5	Survey by paper #11	12/6/2018 8:58 AM
6	Paper submission #10; adolescents not coming in for wellness visits	11/14/2018 4:53 PM
7	Paper submission #9	11/14/2018 4:52 PM
8	Paper submission #8; Don't see many adolescents, parents don't think they need regular check ups	11/14/2018 4:50 PM
9	Paper submission #6; Parents think sports physicals take the place of the annual exam	11/14/2018 4:48 PM
10	Paper submission #5	11/14/2018 4:46 PM
11	Paper submission #4	11/14/2018 4:45 PM
12	Paper submission #3	11/14/2018 4:44 PM
13	Paper submission #2	11/14/2018 4:41 PM
14	Paper submission #1	11/14/2018 4:40 PM
15	I tell my patients to get there physicals at every visit.	9/25/2018 12:00 PM
16	parent and child understanding need for these services.	9/24/2018 3:57 PM